

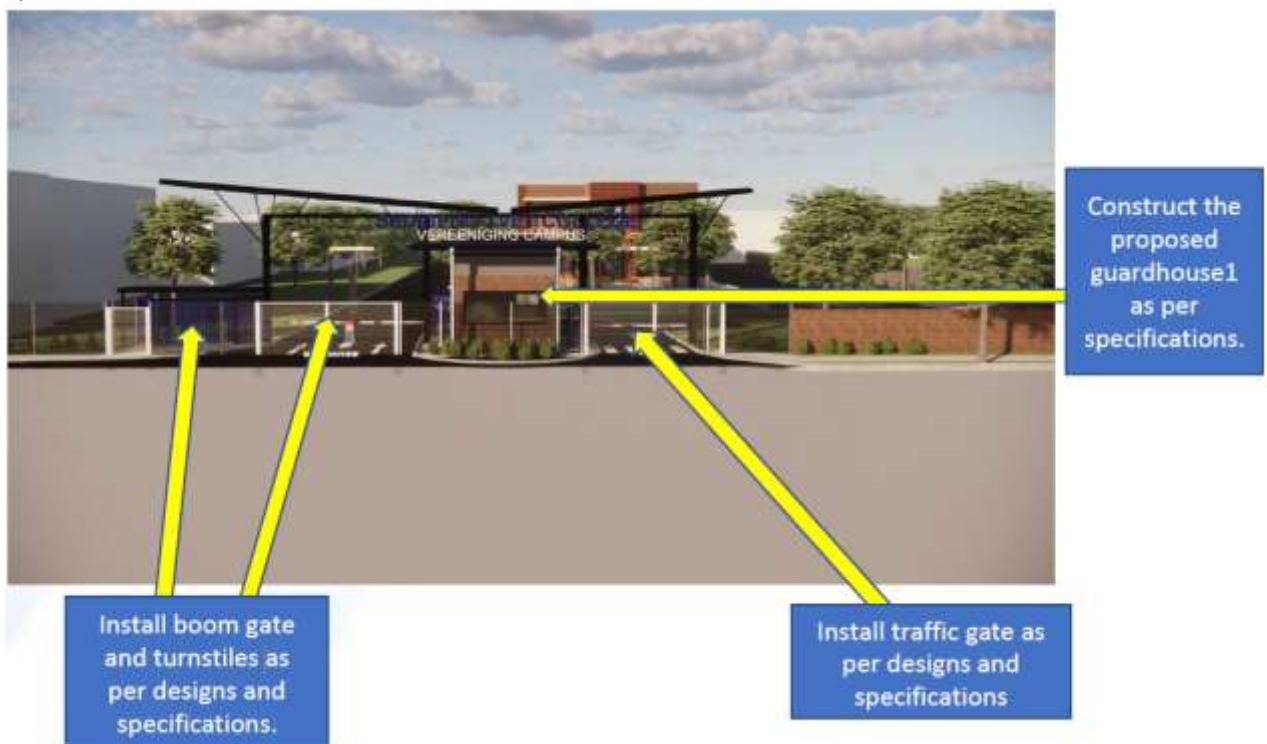


SEDIBENG TVET COLLEGE
"GROW WITH THE FLOW"

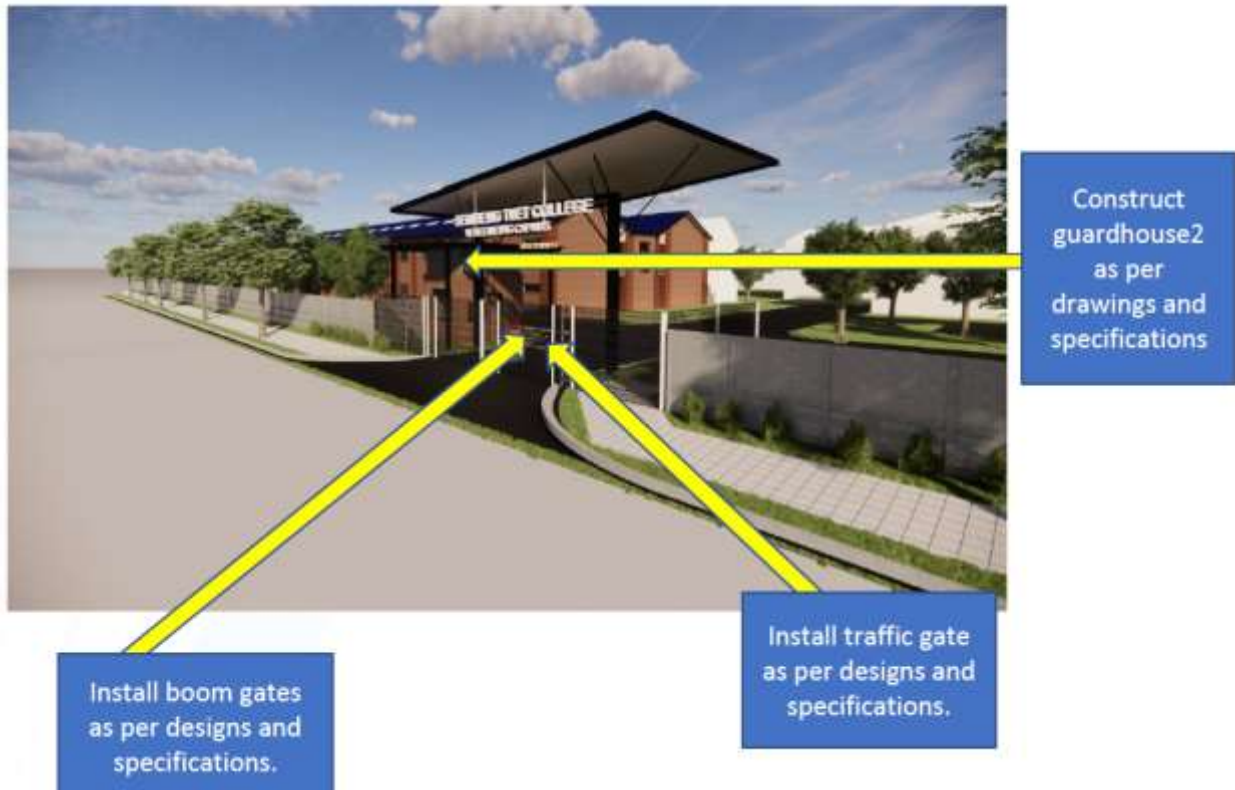
SCOPE OF WORKS FOR THE CONSTRUCTION OF GUARDHOUSE AT VEREENIGING

1. VISUAL SCOPE OF WORKS – PROPOSED WORKS APPROACH FOR CONSTRUCTION OF NEW GUARDHOUSE

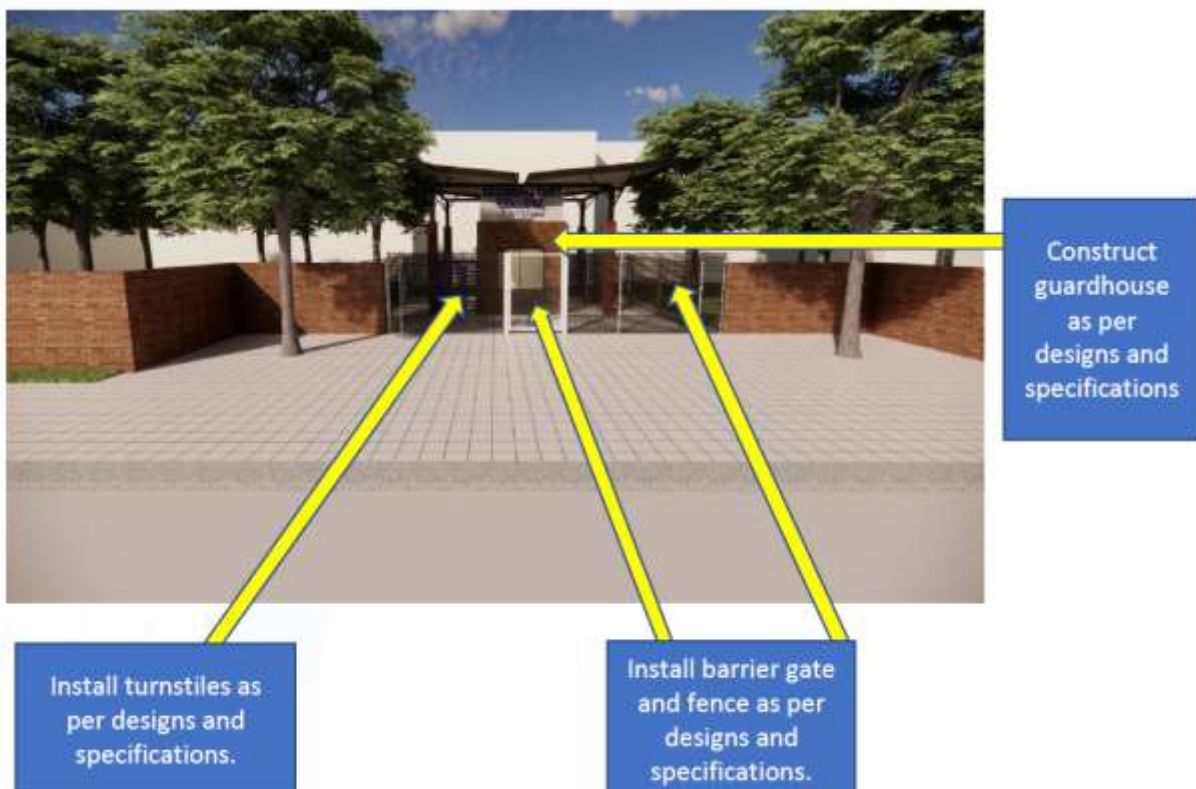
- Image showing the proposed guardhouse1 that should be constructed as per drawings and specifications.



- Image showing the proposed guardhouse2 that should be constructed as per drawings and specifications.



- Image showing the proposed guardhouse3 that should be constructed as per drawings and specifications.



- Image showing the existing guardhouse3 that should be altered as per project manager's instruction.



- Remove an existing door inclusive of steel frame and window, and send to the salvage yard to be located by the contractor.
- Remove an existing roof and send to the salvage yard to be located by the contractor.
- Demolish a side of the wall where there a door, prepare the structure to receive new wall. Send the demolished materials to the salvage yard to be located by the contractor.
- Demolish brick piers and send to the salvage yard to be located by the contractor.

PROVISIONAL SCOPE OF WORKS (GUARDHOUSE 1)

1. GROUND FLOOR

- ☐ Construct one bathroom as per designs and specification.
- ☐ Construct one guardroom as per designs and specification.
- ☐ Construct two boom gates as per designs and specification.
- ☐ Construct six turn star gates as per designs and specification.
- ☐ Install asphalt as per designs and specification.

SCOPE OF WORKS (GUARDHOUSE 2)

1. GROUND FLOOR

- ☐ Construct one bathroom as per designs and specification.
- ☐ Construct one guardroom as per designs and specification.
- ☐ Install asphalt as per designs and specifications.
- ☐ Install boom gates as per designs and specifications.
- ☐ Install one steel gate as per designs and specifications.

SCOPE OF WORKS (GUARDHOUSE 3)

1. GROUND FLOOR

- ☐ Demolish one side of the wall and brick piers, remove a door and window, and send to the salvage to be located by the contractor.
- ☐ Construct one bathroom as per designs and specification.
- ☐ Construct one guardroom as per designs and specification.
- ☐ Install asphalt as per designs and specifications.
- ☐ Install one steel barrier gate as per designs and specifications.
- ☐ Install two turnstiles as per designs and specifications.